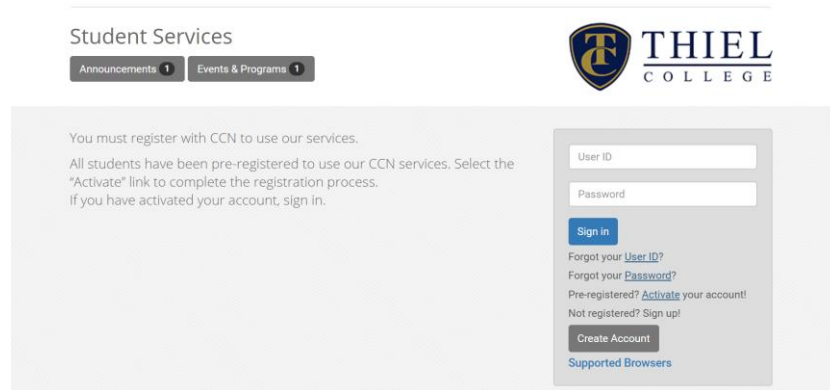
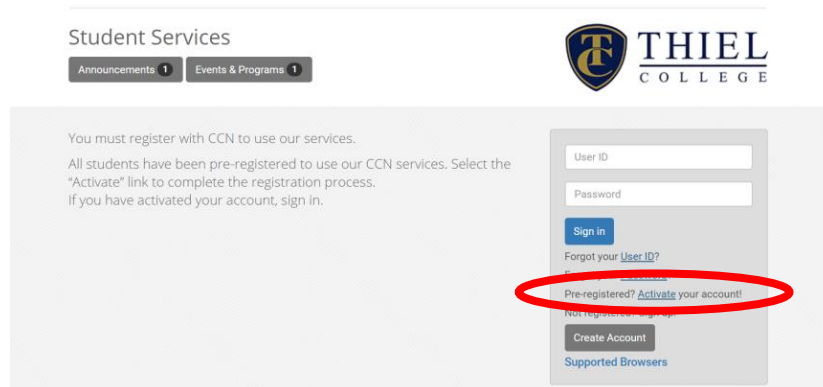


# HOW TO ACTIVATE AN ACCOUNT IN COLLEGE CENTRAL: *STUDENTS*

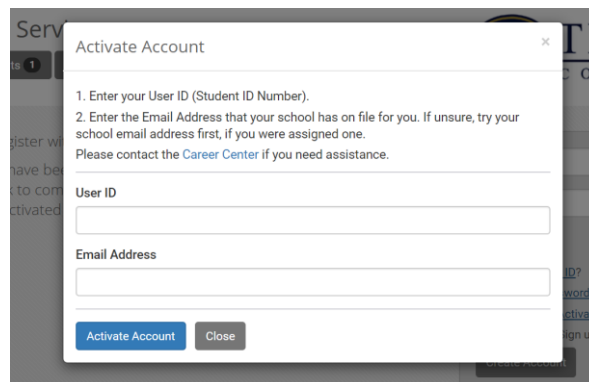
**STEP ONE:** Go to <https://www.collegecentral.com/thiel/Student.cfm> You will be brought to this page:



**STEP TWO:** You are already pre-registered by the Career Center so you will click Activate:



**STEP THREE:** Enter your user ID and email address:



**STEP FOUR:** Choose a password & complete registration information. Do not forget to save your changes!!